



PROFICIENCY TESTS 2024

Status 23.07.2024

Quality in Pathology



Legal Disclosure

Qualitätssicherungs-Initiative Pathologie QuIP GmbH
Reinhardtstr. 1
10117 Berlin

Contact:

Phone: +49 30 921 07 17 - 0
Fax: +49 30 921 07 17 - 20
E-Mail: office@quip.eu
Web: www.qualityinpathology.com

Commercial registry number:

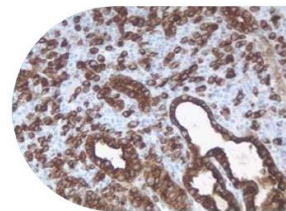
HRB 175419 B

Sales tax-ID:

Sales tax identification number according to §27 of the
German sales tax law: DE306143122

The Qualitätssicherungs-Initiative Pathologie QuIP GmbH
is represented by the managing director:
Thomas Pilz

Credits Cover Illustration: Shutterstock / Lonely
103017095sdsd



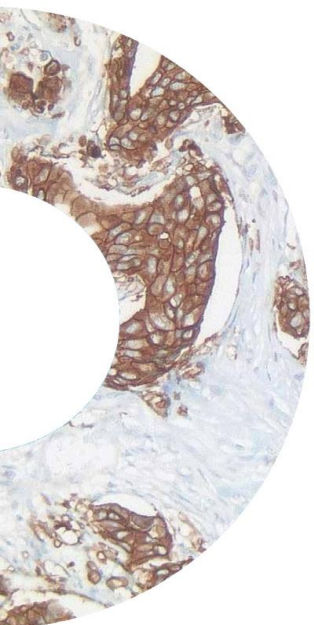
Contents

Overview

About QuIP	Page 3
General Information	Page 4-5
Information: Joint ESP Foundation-QuIP Lung EQA Program	Page 6
Chronological overview of the international QuIP proficiency trials	Page 7-9

Overview of QuIP proficiency trials with details sorted by Entity

Liquid Biopsy	Page 10
Multi Entity Schemes	Page 11-12
ESP Lung EQA scheme	Page 13-14
Lung Carcinomas	Page 15
Gastric Carcinoma	Page 16
Gynecologic Carcinomas	Page 17
Head and Neck Cancer	Page 18
Lymphoma	Page 19
Neuroendocrine Neoplasia	Page 20
Prostate Carcinoma	Page 21
Soft tissue tumors	Page 22
Tumors of the Central Nervous System	Page 23
Bladder Carcinoma	Page 24



Please pay attention to the **version date** on the cover page. Changes to the program, for example updates to or addition of registration dates, new proficiency tests, etc., will be communicated through the QuIP newsletter and published in the latest program.

Check the newsletter box in your user profile (account) on our website (www.qualityinpathology.com) to receive our newsletter.

About QuIP

Quality in Pathology – QuIP GmbH (<https://www.qualityinpathology.com>)

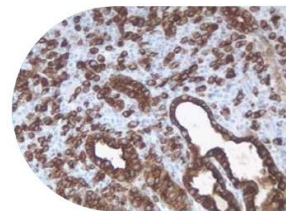
The Quality Assurance Initiative for Pathology, QuIP GmbH, is the service provider for quality assurance in pathology in Germany. QuIP GmbH supports pathologists, pharmaceutical companies as well as diagnostics providers in comparing and optimizing their research results in proficiency tests/EQAs.

QuIP has established itself as a link between science, medical product development and healthcare practice. It provides a platform, on which new findings from science and research as well as experience from healthcare practice are brought together in a transparent manner.

This direct, mutual exchange takes place through the recurring and prototype proficiency tests organized by QuIP and through the recent addition of Digital Readout Tests. Training courses conducted by QuIP and the comprehensive, subject-related information websites also contribute to this mutual transparency.

Ultimately, all participants - scientific institutes at universities and colleges, pharmaceutical companies, pathologists and physicians providing care - would benefit from this endeavor.

QuIP is a joint venture of the German Society for Pathology e.V. (DGP) and the Federal Association of German Pathologists e.V. (BDP).



General Information

QuIP is a provider of proficiency testing accredited by DAkkS according to DIN EN ISO/EC 17043: 2010. The accreditation is only valid for the scope of accreditation listed in the certificate attachment D-EP-21450-01-00. The accreditation certificate including the annex can be found on our homepage (https://www.qualityinpathology.com/en_GB/proficiency-tests/accreditation). In the product catalogue, the column "Accreditation" indicates whether the proficiency test is or isn't covered by the scope of accreditation by the DAkkS.

The proficiency tests listed in the program can be ordered via our homepage <https://www.qualityinpathology.com>.

If you (or your institute) do(es) not have a user account with QuIP, please create one, as a user account is needed for registering for/ordering our proficiency tests.

Please make sure you generate the invoice during the registration/ordering process and forward it to your accounting department for payment.

The survey through which you can submit your proficiency test/EQA results will only be available online on our website during the proficiency test period. The survey can be accessed through the personal user area (of the account the EQA was ordered) under 'Enrollments & Invoices'. You will find this under the menu points on the left after you log in.

After the evaluation of the results is completed, you will be informed by email when your certificate is available for download through the personal user area.

News on proficiency tests/EQAs and updated versions of the proficiency test program are posted regularly on our homepage and newsletter.

Proficiency test registration periods:

This will be provided when they are available.

Shipping and handling:

QuIP ships the test sets approximately 5 working days before the official start of the respective proficiency test/EQA scheme. Shipping usually takes between 1 to 4 business days.

Deliveries within Germany:

The shipping of test sets to an address in Germany is included in the proficiency test price. The test sets are usually shipped by DHL.

Submission of results

The survey is only available online (<https://www.qualityinpathology.com>) and accessible through your personal user area at the beginning of the evaluation period.

Evaluation period

Molecular Pathology (recurring): 11 weeks

IHC without review (recurring): 15 weeks

IHC with review (recurring): 23 weeks

IHC with review > 4 markers (recurring): 27 weeks

*Prototypes after approval of the final report

Deadline for appealing your results

You have 6 weeks after receipt of the proficiency test report to appeal the results.

General Information

Deliveries abroad:

The test sets are usually shipped with DHL Express.

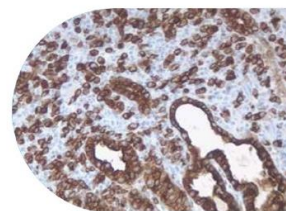
- **EU & European non-EU countries (e.g., Switzerland):** € 60.00 shipping costs will be charged in addition to the cost of the proficiency test.
- **Worldwide:** € 120.00 shipping costs will be charged in addition to the cost of the proficiency test.

Return of stained slides

For quality assurance reasons, please return all stained slides (Mol. Path.: H&E slides, if prepared) in their original packaging, i.e., in the blue QuIP container with the set number, to the QuIP office (Qualitätssicherungs-Initiative Pathologie QuIP GmbH; Reinhardtstr. 1; 10117 Berlin) no later than 2 weeks (or 10 working days) after the end of the proficiency test. Please ensure successful delivery by tracking the shipment progress with your logistics partner. For your internal institute documentation, please ensure the digitization of the sections in advance, if necessary. The stained slides will be archived at QuIP for 18 months and will NOT be returned to you.

Prices and invoicing

The prices listed in the program are net prices and do not include VAT. The payment or billing occurs immediately after submission of the order. You can pay by credit card or account transfer. Invoices will not be sent to you or your accounts department by mail - they must be downloaded online through your personal user area.



Joint ESP Foundation-QuIP Lung EQA Program: Lung Cancer Related Markers

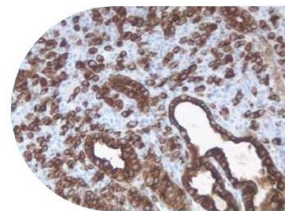
The European Society of Pathology Foundation (ESP Foundation) and the German based Quality Assurance Initiative in Pathology (QuIP GmbH) have decided to cooperate within the scope of the ESP Lung EQA Scheme.

ESP Foundation and QuIP GmbH will bundle and standardize their activities through the joint ESP Foundation-QuIP Lung EQA Program to secure the scientific validity and reliability in European quality assurance for the participating institutes and pathologists.

The goal of this cooperation is to improve the quality and reliability of biomarker testing in routine diagnostics for lung cancer and ensure the determination of optimal treatment for lung cancer patients in Europe.

Details regarding the dates, prices, content and registration of the joint ESP Foundation-QuIP Lung EQA Scheme can be found on pages 13 - 14.

Participants are required to create a user account on the QuIP website to be able to register for the ESP/QuIP Lung Cancer Related Markers Scheme.



EQA Program 2024

Subscheme	Registration Period	Test Period	Accreditation	Page
February 2024				
EGFR Mutation Analysis Liquid Biopsy (MolPath)	Until 09.02.24	26.02.24 – 08.03.24	Yes	10
March 2024				
MET Exon 14 Skipping Liquid Biopsy (MolPath)	Until 23.02.24	11.03.24 – 22.03.24	Yes	10
April 2024				
ESR1 Mutation Analysis Liquid Biopsy (MolPath)	Until 29.02.24	08.04.24 – 19.04.24	No	10
June 2024				
Neuroendocrine Markers (IHC)	Until 18.02.24	03.06.24 – 21.06.24	Yes	20
TERT Mutation Analysis in Glioma, Meningioma and Bladder Carcinoma (MolPath)	Until 01.04.24	17.06.24 – 05.07.24	Yes	23
STAT 6/Myogenin: Soft tissue tumors (IHC)	Until 26.04.24	24.06.24 – 12.07.24	Yes	22

Blue – **Molecular Pathology** | Purple – **Immunohistochemistry** |
 Dark blue – **Fluorescence In Situ Hybridization** | TBA – To be announced

EQA Program 2024

Subscheme	Registration Period	Test Period	Accreditation	Page
July 2024				
p16 HNSCC (IHC)	Until 31.05.24	15.07.24 – 02.08.24	Yes	18
September 2024				
BRCA1/2 Mutation Analysis (MolPath)	Until 28.06.24	02.09.24 – 20.09.24	Yes	12
Breast Carcinoma: HER2 Split 3-INT (ISH)	Until 21.07.24	16.09.24 – 04.10.24	Yes	17
HER2 Gastric Carcinoma (IHC/ISH)	Until 21.06.24	16.09.24 – 04.10.24	Yes	16
Lymphoma (IHC)	Until 14.06.24	23.09.24 – 07.10.24	Yes	19
October 2024				
FGFR3 Urothelial Carcinoma (MolPath)	Until 30.09.24	07.10.24 – 25.10.24	No	24
CD117 (IHC)	Until 12.07.24	07.10.24 – 24.10.24	Yes	11
PIK3CA Mutation Analysis (MolPath)	Until 19.07.24	14.10.24 – 01.11.24	Yes	17
ESR1 Mutation Analysis Liquid Biopsy (MolPath) – Split 2	TBD	TBD	No	10
Breast Carcinoma: HER2 Split 3-INT (ISH)	Until 01.09.24	21.10.24 – 08.11.24	Yes	17

Blue – **Molecular Pathology** | Purple – **Immunohistochemistry** |
 Dark blue – **Fluorescence In Situ Hybridization** | TBA – To be announced

EQA Program 2024

Subscheme	Registration Period	Test Period	Accreditation	Page
November 2024				
Keratins/Prostate Carcinoma (IHC)	Until 19.07.24	11.11.24 – 29.11.24	Yes	21
Deficient DNA Mismatch Repair (IHC)	Until 20.09.24	25.11.24 – 13.12.24	Yes	11
ESP/QuIP Lung Cancer Related Markers - ALK (ISH)	Until 13.09.24	04.11.24 - 15.11.24	Yes	14
ESP/QuIP Lung Cancer Related Markers - ALK (IHC)	Until 13.09.24	04.11.24 - 15.11.24	Yes	14
ESP/QuIP Lung Cancer Related Markers - ROS1 (ISH)	Until 13.09.24	04.11.24 - 15.11.24	Yes	14
ESP/QuIP Lung Cancer Related Markers - ROS1 (IHC)	Until 13.09.24	04.11.24 - 15.11.24	Yes	14
ESP/QuIP Lung Cancer Related Markers - Mutations: EGFR (MolPath)	Until 13.09.24	04.11.24 - 15.11.24	Yes	13
ESP/QuIP Lung Cancer Related Markers - Mutations: EGFR, KRAS, BRAF (MolPath)	Until 13.09.24	04.11.24 - 15.11.24	Yes	13
Microsatellite Instability PCR (MolPath)	Until 02.08.24	11.11.24 – 29.11.24	Yes	12
January 2025				
ClonML B-Cell Lymphomas (MolPath)	Until 25.10.24	27.01.25 - 14.02.25	Yes	19
ClonML T-Cell Lymphomas (MolPath)	Until 25.10.24	27.01.25 - 14.02.25	Yes	19

Blue – **Molecular Pathology** | Purple – **Immunohistochemistry** |
 Dark blue – **Fluorescence In Situ Hybridization** | TBA – To be announced

Liquid Biopsy

Molecular Pathology

EGFR Mutation Analysis Liquid Biopsy (Liquid Biopsy)		Accredited
Price	Test Material	Description: Marker
950 €	Five samples, each containing 2 ml of human nucleic acid-free plasma spiked with 60 ng of either wild type DNA or a combination of wild type and mutated fragmented DNA in different allele frequencies	Analysis of the <i>EGFR</i> mutation status for exon 19, 20 (exon 20 insertion are NOT included) and 21
Registration Period	Shipping Period	Test Period
Until 09.02.2024	One week prior to the proficiency trial	26.02.2024 - 08.03.2024

ESR1 Mutation Analysis Breast Cancer (Liquid Biopsy)		Not accredited
Price	Test Material	Description: Marker
Please Contact office@quip.eu	10 cases, each containing 2 ml of human nucleic acid-free plasma spiked with 60 ng of either wild type DNA or a combination of wild type and mutated fragmented DNA in different allele frequencies	Analysis of <i>ESR1</i> mutations in exon 5 and 8
Registration Period	Shipping Period	Test Period
Until 29.02.2024	One week prior to the proficiency trial	08.04.2024 - 19.04.2024

MET Exon 14 Skipping (Liquid Biopsy)		Accredited
Price	Test Material	Description: Marker
750 €	10 cases, each containing 2 ml of human nucleic acid-free plasma spiked with 60 ng of either wild type DNA or a combination of wild type and mutated fragmented DNA in different allele frequencies	Testing for <i>MET</i> mutations in intron 13, intron 14 or in exon 14, which can lead to <i>MET</i> exon 14 skipping
Registration Period	Shipping Period	Test Period
30.10.2023 - 23.02.2024	One week prior to the proficiency trial	11.03.2024 - 22.03.2024

Multi Entity Schemes

Immunohistochemistry

CD117 (IHC)		Accredited
Price	Test Material	Description: Marker
400 €	2 TMA slides with 10 cases (2 punches per case)	Immunohistology analysis of CD117 expression
Registration Period	Shipping Period	Test Period
Until 12.07.2024	One week prior to the proficiency trial	07.10.2024 - 25.10.2024

Deficient DNA Mismatch Repair (IHC)		Accredited
Preis	Untersuchungsmaterial	Beschreibung: Marker
750 €	2 TMA slides with 10 cases (2 punches per case)	Immunohistological analysis of MLH1, MSH2, MSH6 and PMS2-Expression and evaluation if a DNA-Mismatch-Repair Deficiency is detectable
Anmeldezeitraum	Versandzeitraum	Versuchszeitraum
Until 20.09.24	One week prior to the proficiency trial	25.11.2024 - 13.12.2024

Multi Entity Schemes

Molecular Pathology

BRCA1/2 Mutation Analysis (MolPath)			Accredited
Price	Test Material	Description: Marker	
1250 €	Five tissue samples (tissue preparations of ovarian and/or prostate carcinoma); two unstained tissue slides each 5 µm thick are provided per sample	Analysis of the <i>BRCA1/2</i> mutation status	
Registration Period	Shipping Period	Test Period	
Until 28.06.2024	One week prior to the proficiency trial	02.09.2024 - 20.09.2024	

TERT Mutation Analysis in Glioma, Meningioma and Bladder Carcinoma (MolPath)			Accredited
Price	Test Material	Description: Marker	
900 €	10 tissue samples (tissue preparations of gliomas, meningiomas and bladder carcinomas); three unstained tissue slides, each 5 µm thick are provided per sample	Analysis of the <i>TERT</i> promoter mutation status	
Registration Period	Shipping Period	Test Period	
Until 01.04.2024	One week prior to the proficiency trial	17.06.2024 - 05.07.2024	

Microsatellite Instability PCR (MolPath)			Accredited
Price	Test Material	Description: Marker	
750 €	10 cases with 3 slides each with tissue sections of colorectal, endometrial and gastric carcinomas (two for PCR, one for HE staining)	Analysis of microsatellite status (MSS or MSI-H)	
Registration Period	Shipping Period	Test Period	
Until 02.08.2024	One week prior to the proficiency trial	11.11.2024 - 29.11.2024	

ESP/QuIP Lung Cancer Related Markers Scheme 2024:

Molecular Pathology

ESP/QuIP Lung Cancer Related Markers - Mutations: <i>EGFR</i> (MolPath)		Accredited
Price	Test Material	Description: Marker
650 €	5 cases (2 whole tissue slides/case)	Testing for mutation status of <i>EGFR</i>
Registration Period	Shipping Period	Test Period
Until 13.09.2024	One week prior to the proficiency trial	04.11.2024 - 15.11.2024

ESP/QuIP Lung Cancer Related Markers – Mutations: <i>EGFR, KRAS, BRAF</i> (MolPath)		Accredited
Price	Test Material	Description: Marker
650 €	10 cases (2 whole tissue slides/case)	Testing for mutation status of <i>EGFR, KRAS</i> and <i>BRAF</i>
Registration Period	Shipping Period	Test Period
Until 13.09.2024	One week prior to the proficiency trial	04.11.2024 - 15.11.2024

ESP/QuIP Lung Cancer Related Markers Scheme 2024:

Immunohistochemistry and In Situ Hybridization

ESP/QuIP Lung Cancer Related Markers – ALK (IHC)		Accredited
Price	Test Material	Description: Marker
420 €	5 cases (1 whole tissue sample per slide)	Analysis of ALK expression through immunohistochemistry.
Registration Period	Shipping Period	Test Period
Until 13.09.2024	One week prior to the proficiency trial	04.11.2024 - 15.11.2024

ESP/QuIP Lung Cancer Related Markers - ALK (ISH)		Accredited
Price	Test Material	Description: Marker
470 €	5 cases (1 whole tissue sample per slide)	Analysis of ALK expression through in situ hybridization.
Registration Period	Shipping Period	Test Period
Until 13.09.2024	One week prior to the proficiency trial	04.11.2024 - 15.11.2024

ESP/QuIP Lung Cancer Related Markers - ROS1 (IHC)		Accredited
Price	Test Material	Description: Marker
420 €	5 cases (1 whole tissue sample per slide)	Analysis of ROS1 expression through immunohistochemistry.
Registration Period	Shipping Period	Test Period
Until 13.09.2024	One week prior to the proficiency trial	04.11.2024 - 15.11.2024

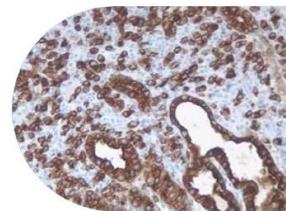
ESP/QuIP Lung Cancer Related Markers - ROS1 (ISH)		Accredited
Price	Test Material	Description: Marker
470 €	5 cases (1 whole tissue sample per slide)	Analysis of ROS1 expression through in situ hybridization.
Registration Period	Shipping Period	Test Period
Until 13.09.2024	One week prior to the proficiency trial	04.11.2024 - 15.11.2024

Lung Carcinomas

Molecular Pathology

EGFR Mutation Analysis Liquid Biopsy (MolPath)		Accredited
Price	Test Material	Description: Marker
950 €	5 samples, each containing 2 ml of human nucleic acid-free plasma spiked with 60 ng of either wild type DNA or a combination of wild type and mutated fragmented DNA in different allele frequencies	Analysis of the <i>EGFR</i> mutation status for exon 19, 20 (exon 20 insertions are NOT included) and 21
Registration Period	Shipping Period	Test Period
Until 09.02.2024	One week prior to the proficiency trial	26.02.2024 – 08.03.2024

MET Exon 14 Skipping (Liquid Biopsy)		Accredited
Price	Test Material	Description: Marker
750 €	10 cases , each containing 2 ml of human nucleic acid-free plasma spiked with 60 ng of either wild type DNA or a combination of wild type and mutated fragmented DNA in different allele frequencies	Testing for <i>MET</i> mutations in intron 13, intron 14 or in exon 14, which can lead to <i>MET</i> exon 14 skipping
Registration Period	Shipping Period	Test Period
Until 23.02.2024	One week prior to the proficiency trial	11.03.2024 - 22.03.2024

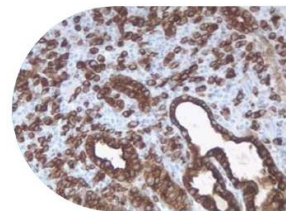


Gastric Carcinoma

Immunohistochemistry and In Situ Hybridization

HER2 Gastric Carcinoma (IHC)		Accredited
Price	Test Material	Description: Marker
450 €	2 TMA sections with approx. 18 cases	Immunohistological analysis according to the modified Hercep score for gastric carcinoma (according to Rüschoff et al. 2010) for biopsies
Registration Period	Shipping Period	Test Period
Until 21.06.2024	One week prior to the proficiency trial	16.09.2024 - 04.10.2024

HER2 Gastric Carcinoma (ISH)		Accredited
Price	Test Material	Description: Marker
500 €	2 TMA sections with approx. 12 cases	Analysis of the HER2 amplification status
Registration Period	Shipping Period	Test Period
Until 21.06.2024	One week prior to the proficiency trial	16.09.2024 - 04.10.2024



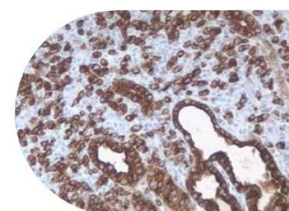
Gynecologic Carcinomas

Molecular Pathology and In Situ Hybridization

PIK3CA Mutation Analysis (MolPath)		Accredited
Price	Test Material	Description: Marker
925 €	Five samples (hormone receptor positive (HR+)/HER2-negative breast cancer tissue samples and breast carcinoma cell line samples); two unstained tissue slides each 5 µm thick are provided per sample	Analysis of the <i>PIK3CA</i> mutation status
Registration Period	Shipping Period	Test Period
Until 19.07.2024	One week prior to the proficiency trial	14.10.2024 – 01.11.2024

ESR1 Mutation Analysis Breast Cancer (Liquid Biopsy)		Not accredited
Price	Test Material	Description: Marker
Please Contact office@quip.eu	10 cases, each containing 2 ml of human nucleic acid-free plasma spiked with 60 ng of either wild type DNA or a combination of wild type and mutated fragmented DNA in different allele frequencies	Analysis of <i>ESR1</i> mutations in exon 5 and 8
Registration Period	Shipping Period	Test Period
Split 1: Until 29.02.2024 Split 2: TBD	One week prior to the proficiency trial	Split 1: 08.04.2024 - 19.04.2024 Split 2: TBD

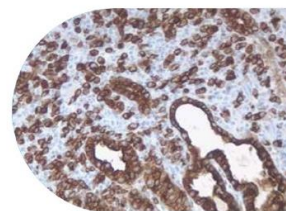
Breast Carcinoma: HER2/neu (ISH) Split 3 – Split 4*		Accredited
Price	Test Material	Description: Marker
270 €	2 TMA sections with 20 cases	Evaluation of invasive tumor according to the HER2-ASCO-CAP 2023 update (J. Clin. Oncol. 2023 Aug 1;41(22):3867-3872. doi: 10.1200/JCO.22.02864)
Registration Period	Shipping Period	Test Period
Split 3: Until 21.07.2024 Split 4: Until 01.09.2024	One week prior to the proficiency trial	Split 3: 16.09. - 04.10.2024 Split 4: 21.10. - 08.11.2024



Head and Neck Cancer

Immunohistochemistry

p16 HNSCC (IHC)			Accredited
Preis	Untersuchungsmaterial	Beschreibung: Marker	
500 €	10 cases with one slide oropharyngeal carcinoma	Analysis of p16 expression	
Anmeldezeitraum	Versandzeitraum	Versuchszeitraum	
Until 31.05.2024	One week prior to the proficiency trial	15.07.24 – 02.08.24	



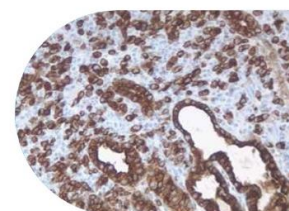
Lymphoma

Immunohistochemistry and Molecular Pathology

Lymphoma: CD20, CD23, CD5, PAX5, CD15, CD10 (IHC)			Accredited
Price	Test Material	Description: Marker	
CD20, CD23, CD5, + PAX5, CD15 + CD10	- 400 € - 200 € - 100 €	2 TMA sections per Marker with up to 12 cases each	<p>Analysis of the expression of the following lymphoma marker packages: Basic: CD20, CD23, CD5 Supplement 1: PAX5, CD15 Supplement 2: CD10</p> <p>Participation in the basic package is mandatory and a prerequisite for the supplementary packages</p>
Registration Period	Shipping Period	Test Period	
Until 14.06.2024	One week prior to the proficiency trial	23.09.2024 - 07.10.2024	

ClonML B-Cell Lymphomas (MolPath)			Accredited
Price	Test Material	Description: Marker	
450 €	5 cases, 1 tube with DNA per case	<p>Detection of immunoglobulin gene rearrangements (immunoglobulin heavy chains and immunoglobulin light chains)</p>	
Registration Period	Shipping Period	Test Period	
Until 25.10.2024	One week prior to the proficiency trial	27.01.2025 – 14.02.2025	

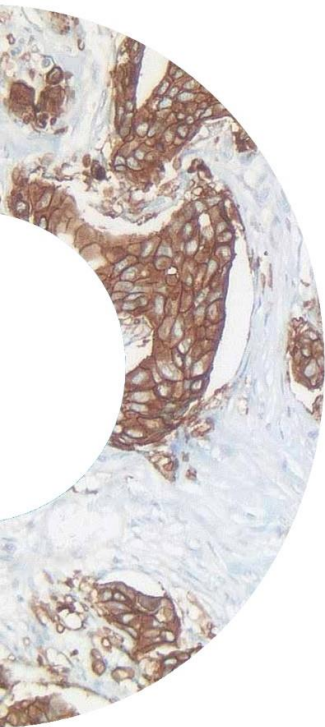
ClonML T-Cell Lymphomas (MolPath)			Accredited
Price	Test Material	Description: Marker	
450 €	5 cases, 1 tube with DNA per case	<p>Detection of T-cell receptor gene rearrangements (T-cell receptor gamma and T-cell receptor beta)</p>	
Registration Period	Shipping Period	Test Period	
Until 25.10.2024	One week prior to the proficiency trial	27.01.2025 – 14.02.2025	



Neuroendocrine Neoplasia

Immunohistochemistry

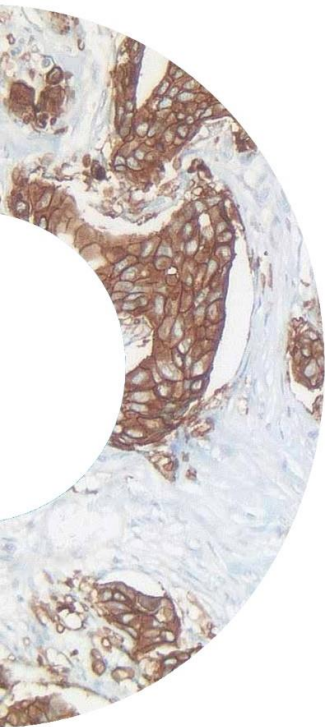
Neuroendocrine Markers (IHC)		Accredited
Price	Test Material	Description: Marker
Synaptophysin, Chromogranin, Ki-67 - 400 € + Calcitonin - 100 € + Serotonin - 100 €	1 TMA per marker with 10 cases each and 2 punches per case	The basic package includes the immunohistochemical detection of the markers synaptophysin, chromogranin and Ki-67. In addition, the markers calcitonin and serotonin can be ordered individually. The prerequisite for this is participation in the basic package.
Registration Period	Shipping Period	Test Period
Until 18.02.2024	One week prior to the proficiency trial	03.06.2024 - 21.06.2024



Prostate Carcinoma

Immunohistochemistry

Keratins/Prostate Carcinoma (IHC)		Accredited
Price	Test Material	Description: Marker
500 €	4 cases per marker (TMA with one punch cylinders per case)	The expression of the 6 markers pan-keratin, basal cell marker, keratin 7, keratin 20, racemase and a prostate-specific marker (PSA or PSAP or Prostein or NKX3.1 or PSMA) is analyzed using IHC
Registration Period	Shipping Period	Test Period
Until 19.07.2024	One week prior to the proficiency trial	11.11.2024 - 29.11.2024



Soft tissue tumors

Immunohistochemistry

STAT6 Soft tissue tumors (IHC)		Accredited
Price	Test Material	Description: Marker
250 €	10 cases (TMA with two punch cylinders per case)	Analysis of STAT6 expression with IHC
Registration Period	Shipping Period	Test Period
Until 26.04.2024	One week prior to the proficiency trial	24.06.2024 – 26.07.2024

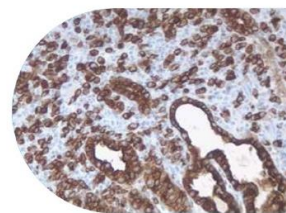
Myogenin Soft tissue tumors (IHC)		Accredited
Price	Test Material	Description: Marker
250 €	10 cases (TMA with two punch cylinders per case)	Analysis of Myogenin expression with IHC
Registration Period	Shipping Period	Test Period
Until 26.04.2024	One week prior to the proficiency trial	24.06.2024 – 26.07.2024



Tumors of the Central Nervous System

Molecular Pathology

TERT Mutation Analysis in Glioma, Meningioma and Bladder Carcinoma (MoIPath)		Accredited
Price	Test Material	Description: Marker
900 €	10 tissue samples (tissue preparations of gliomas, meningiomas and bladder carcinomas); three unstained tissue slides, each 5 µm thick are provided per sample	Analysis of the <i>TERT</i> promoter mutation status
Registration Period	Shipping Period	Test Period
Until 01.04.2024	One week prior to the proficiency trial	17.06.2024 - 05.07.2024

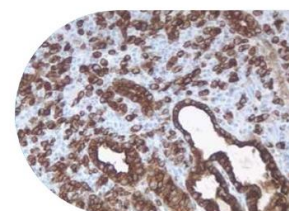


Blue – **Molecular Pathology** | Purple – **Immunohistochemistry** |
Dark blue – **Fluorescence In Situ Hybridization** | TBA – To be announced

Bladder Carcinoma


Molecular Pathology


FGFR3 Urothelial Carcinoma (MolPath)		Not accredited
Price	Test Material	Description: Marker
0 €	5 samples - two screw-cap tubes (2 ml) per case containing one section each (5-10 µm). Four of the cases were manufactured by SensID GmbH (FFPE cell samples) and one case contains patient material (FFPE tissue)	Analysis of the FGFR3 status (mutation and fusions) in urothelial carcinoma
Registration Period	Shipping Period	Test Period
Until 30.09.2024	One week prior to the proficiency trial	07.10.2024 - 25.10.2024





 Reinhardtstraße 1
10117 Berlin

 +49 30 921 07 17 - 0

 +49 30 921 07 17 - 20

 office@quip.eu

www.qualityinpathology.com